

Application Software Release

Versions for Windows PC, Mac OS, Linux and Raspberry Pi



Behringer X-AIR EDIT V1.8

Remote and Offline Editor Application 2023-06-15





Overview

The X-AIR EDIT 1.8 update offers several functional improvements and bugfixes as listed below. It also supports more recent hardware versions of Behringer X-AIR series mixers with alternative chipsets. Hence, we recommend using minimum this version 1.8 for controlling your mixer and applying firmware updates, especially if you have purchased it recently.



Application Software Release

Versions for Windows PC, Mac OS, Linux and Raspberry Pi



Behringer X-AIR EDIT V1.8

Remote and Offline Editor Application 2023-06-15

New Features

- Added support for V2 mixers with alternative MCU, FPGA, USB, WIFI module: XR18V2, MR18V2, X18V2
- Added support for mixers with alternative WIFI module: XR12W, XR16W, MR12W



Application Software Release

Versions for Windows PC, Mac OS, Linux and Raspberry Pi

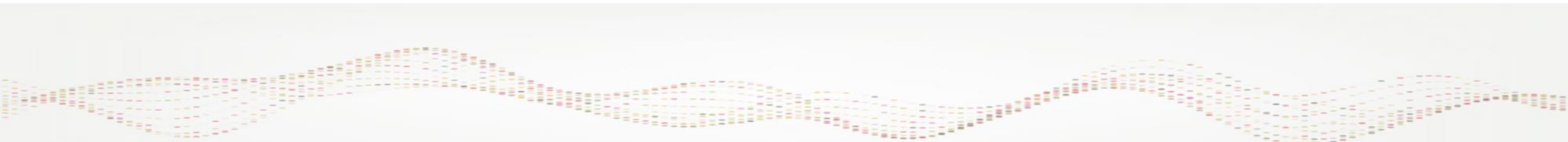


Behringer X-AIR EDIT V1.8

Remote and Offline Editor Application 2023-06-15

Improvements

- Load/save 'working directory' handling on all OS
- RTA Source handling, fixed Solo Priority
- EQ graph display with eq numbers and frequency lines



Application Software Release

Versions for Windows PC, Mac OS, Linux and Raspberry Pi

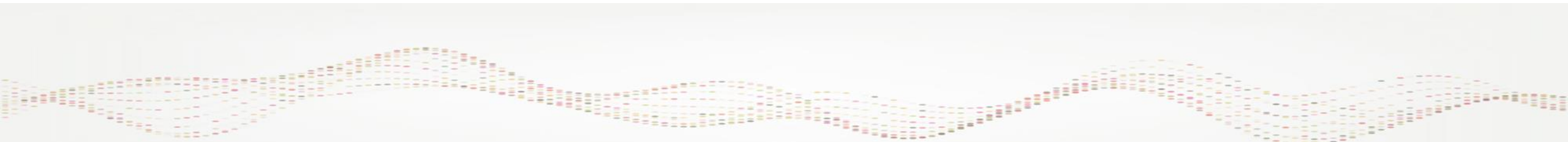


Behringer X-AIR EDIT V1.8

Remote and Offline Editor Application 2023-06-15

Bugfixes

- Multiple connect popup issue
- Panning feedback on linked channels during sync from pc to mixer
- Stereo De-esser m/s process sync
- Touch interface glitches





Applying Firmware Updates to X-AIR Series Mixers

Note: We have recently introduced alternative chipsets to our mixer production in order to prevent component shortages and for keeping the supply up.

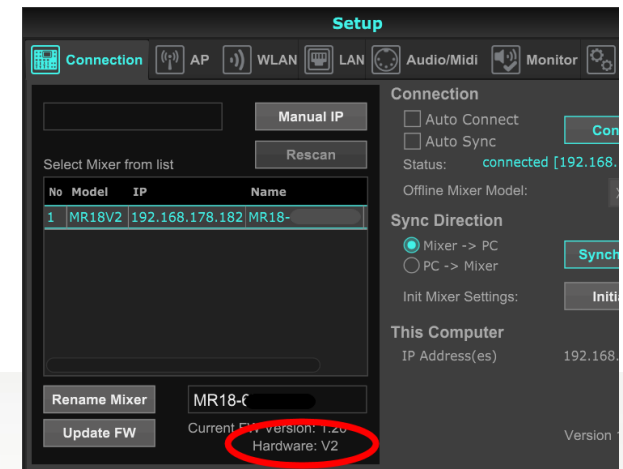
This requires new fw code that is no longer compatible with older hardware. In order to keep all X-AIR Mixers' performance and features absolutely consistent, no matter if it's original or new hardware, starting with Firmware V 1.20 we will provide 2 update files in every release package:

- XR18V1_Firmware_1.20....update
- XR18V2_Firmware_1.20....update

X-AIR EDIT 1.8 will be used as usual for any firmware update.

It indicates the HW version it is connected to, making it easy for you to choose the correct update file.

It will also indicate, if you are trying to apply the wrong update file.





Appendix

Command Line Option

Action

- -n, --name <mixername> connect to mixer with given name
- -i, --ipaddress <x.x.x.x> connect to mixer with given ip address
- -x, --sync_mixer2pc connect and synchronize from mixer to pc
- -p, --sync_pc2mixer connect and synchronize from pc to mixer
- -s, --snapshot <index> connect and load snapshot with index 1...64
- -f, --file <scenefile> connect and load external scene file
- -d, --default start app with default size

Command Line Option

Action

- -l, --full start app on full screen
- -t, --standard set standard size
- -m, --medium set medium size
- -g, --high set high size
- -u, --ultra set ultra size
- -z, --size <factor> set size factor 0.5 ... 3.0
- -h, --help print help and exit