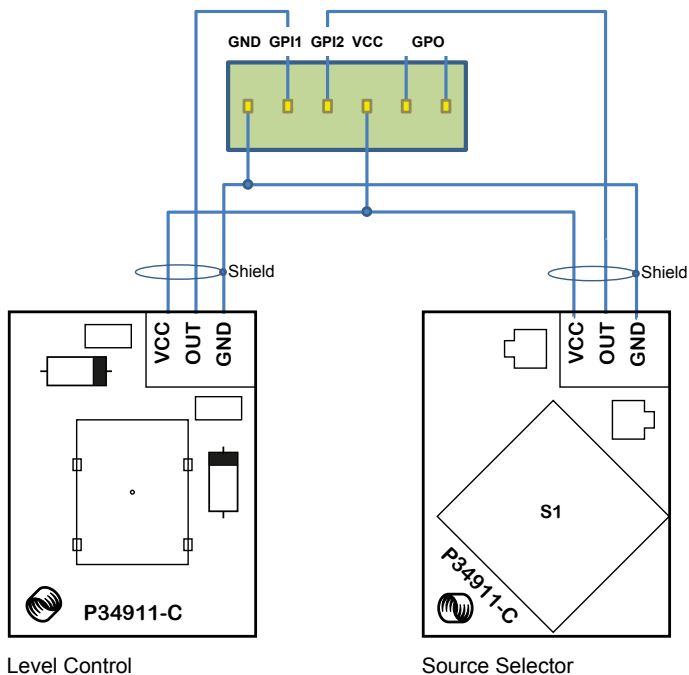


Control Panels Quick Start Guide

- ▶ 990692004 (Wall Panel Level Control EU)
- ▶ 990692005 (Level Control with white knob DIY)
- ▶ 990692006 (Source Selector with white knob DIY)
- ▶ 990692007 (Level Control with white knob DIY conn. straight)
- ▶ 990692008 (Source Selector with white knob DIY conn. straight)

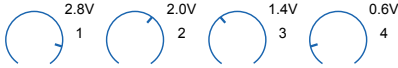




How to configure Connection and Wiring:



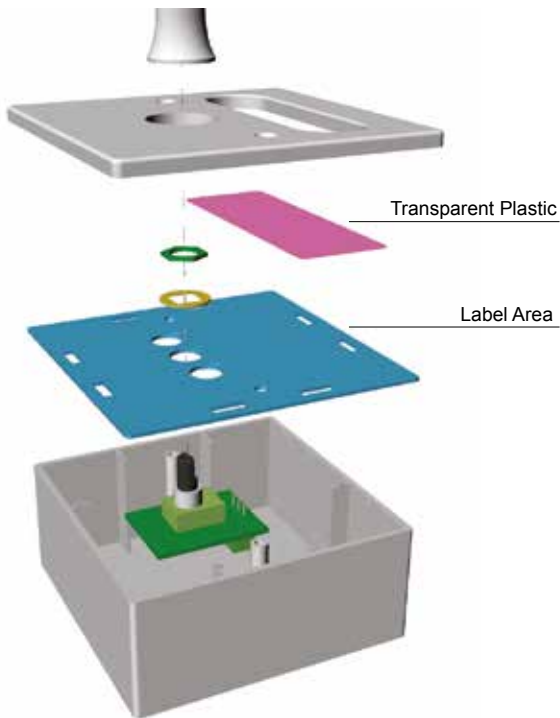
How to configure control panel for Output Level:

Function	<input type="text" value="Output Level"/>	▾
Output	<input type="text" value="SPK1 and SPK2 and OUT3 and OUT4"/>	▾

How to configure control panel for Source Selector:

Function	<input type="text" value="Source Selector"/>	▾
Output	<input type="text" value="SPK1 and SPK2 and OUT3 and OUT4"/>	▾
Selector	<input type="text" value="4 Position Resistor Ladder"/>	▾
Position Voltage		
Pos1	 <input type="text" value="Default"/>	▾
Pos2	 <input type="text" value="Default"/>	▾
Pos3	 <input type="text" value="Default"/>	▾
Pos4	 <input type="text" value="Default"/>	▾

Exploded view of Wall Panel EU model:



- ▶ To prevent knob removal, knobs should be glued on shaft
- ▶ Back box is not included