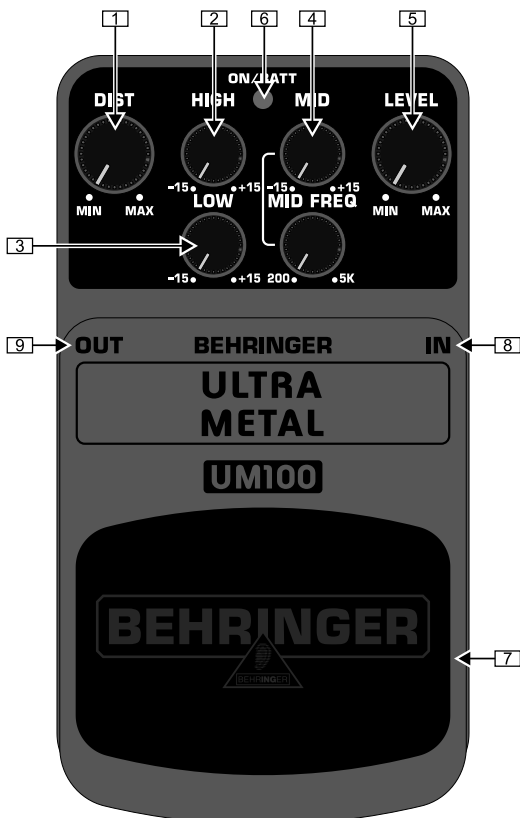



Thank you for showing your confidence in us by purchasing the BEHRINGER ULTRA METAL UM100. This high-quality effects pedal comes with a dual-gain circuitry that enables you to produce super thick, tube-like distortion plus endless sustain. Thanks to its high-performance features you will achieve the most extreme and sought-after hard rock or heavy metal distortion sounds.

## 1. CONTROLS




Top view

- 1 The *DIST(ortion)* control adjusts the amount of distortion effect.
- 2 The *HIGH* control allows you to boost/cut the high-frequency range.
- 3 The *LOW* control allows you to boost/cut the low-frequency range.
-  Please keep in mind that extreme distortion and EQ settings will increase noise and may induce oscillation.
- 4 The two *MID FREQ(ueency)* controls allow to boost/cut a defined mid-frequency range. The upper control is used to increase or lower the mid range, the control below adjusts the middle frequency of the mid range that is affected (200 Hz to 5 kHz).
- 5 The *LEVEL* control adjusts the output level.
- 6 The *ON/BATT* LED illuminates when the effect is activated. It also serves as a battery level indicator.
- 7 Use the footswitch to activate/deactivate the effect.
- 8 Use this 1/4" TS *IN* connector to plug in the instrument cable.
- 9 The 1/4" TS *OUT* connector sends the signal to your amp.

Use the *DC IN* connection to plug in a 9 V power supply (not included).

The *BATTERY COMPARTMENT* is located underneath the pedal cover. To install or replace the 9 V battery, press the hinges with a ballpen and remove the pedal cover. Be careful not to scratch the unit.

 The UM100 has no on/off switch. As soon as you insert the jack into the IN connector, the UM100 begins running. When not using the UM100, remove the jack from the IN connector. This extends the life of the battery.

The *SERIAL NUMBER* is located at the bottom.

## 2. WARRANTY

For our current warranty terms, please refer to our website at <http://www.behringer.com>.

## 3. SPECIFICATIONS

In	Connector	1/4" TS
	Impedance	500 k $\Omega$
Out	Connector	1/4" TS
	Impedance	1 k $\Omega$
Power supply		9 V, 100 mA DC regulated PSU-SB-CN BEHRINGER 220 VAC adaptor China PSU-SB-EU BEHRINGER 230 VAC adaptor Europe PSU-SB-JP BEHRINGER 100 VAC adaptor Japan PSU-SB-SAA BEHRINGER 240 VAC adaptor Australia PSU-SB-UK BEHRINGER 240 VAC adaptor UK PSU-SB-UL BEHRINGER 115 VAC adaptor USA
Power connector		2 mm DC jack, negative center
Battery		9 V type 6LR61
Power consumption		30 mA
Dimensions (H x W x D)		approx. 54 mm (2 1/8") x 70 mm (2 3/4") x 123 mm (4 4/5")
Weight		approx. 0.33 kg (0.73 lbs)

BEHRINGER is constantly striving to maintain the highest professional standards. As a result of these efforts, modifications may be made from time to time to existing products without prior notice. Specifications and appearance may therefore differ from those listed or shown.

## 4. SAFETY INSTRUCTIONS

Do not use near water, or install near heat sources. Use only authorized attachments/accessories. Do not service product yourself. Contact our qualified servicing personnel for servicing or repairs, **especially when power supply cord or plug is damaged.**

No utilizar cerca de agua o instalar cerca de fuentes de calor. Utilice sólo accesorios y aditamentos autorizados. No intenté reparar el producto usted mismo. Contacte a nuestro personal técnico cualificado para servicio y reparaciones, **especialmente cuando la fuente o el cable de alimentación estén dañados.**

Не эксплуатуйте прибор вблизи от источников воды и тепла. Применяйте только авторизованные дополнительные устройства. Никогда не ремонтируйте прибор самостоятельно. Ремонт может производить только квалифицированный и специализированный персонал, **особенно при повреждениях сетевого провода или сетевой вилки.**

水の近くや、ヒーターなど熱気のある場所では使用しないでください。正式に認可された付属品のみを使用してください。製品はご自分では決して修理せず、特に電源コードもしくはプラグが損傷した場合には、必ず製品サービスおよびリペアの資格を有した当社の担当員にご相談ください。

不要在靠近水源的地方使用，或在靠近热源的地方安装。只使用经过许可的附件 / 配件。不要自己进行产品维修，**尤其是当电源线或插座损坏的时候**。请联系我们的专业服务人员有关产品维修事宜。

Die deutsche Anleitung ist erhältlich @ [www.behringer.com](http://www.behringer.com)

Manuel francophone en téléchargement sur [www.behringer.com](http://www.behringer.com)

Manual en español disponible en [www.behringer.com](http://www.behringer.com)

Manuali italiani disponibili @ [www.behringer.com](http://www.behringer.com)

Русскоязычное руководство @ [www.behringer.com](http://www.behringer.com)

Polska instrukcja dostępna jest pod adresem @ [www.behringer.com](http://www.behringer.com)

Nederlandse handleiding beschikbaar @ [www.behringer.com](http://www.behringer.com)

Suomenkielinen käyttöohje saatavilla osoitteesta [www.behringer.com](http://www.behringer.com)

Svensk manual finns tillgänglig på [www.behringer.com](http://www.behringer.com)

Dansk vejledning findes på @ [www.behringer.com](http://www.behringer.com)

Manual português disponível @ [www.behringer.com](http://www.behringer.com)

Ελληνικό εγχειρίδιο υπάρχει διαθέσιμο στη διεύθυνση [www.behringer.com](http://www.behringer.com)

日本語版マニュアル @ [www.behringer.com](http://www.behringer.com)

使用说明书可在 [www.behringer.com](http://www.behringer.com) 下载

Technical specifications and appearance subject to change without notice. The information contained herein is correct at the time of printing. The names of companies, institutions or publications pictured or mentioned and their respective logos are registered trademarks of their respective owners. Their use neither constitutes a claim of the trademarks by BEHRINGER® nor affiliation of the trademark owners with BEHRINGER®. BEHRINGER® accepts no liability for any loss which may be suffered by any person who relies either wholly or in part upon any description, photograph or statement contained herein. Colours and specification may vary slightly from product. Products are sold through our authorised dealers only. Distributors and dealers are not agents of BEHRINGER® and have absolutely no authority to bind BEHRINGER® by any express or implied undertaking or representation. No part of this manual may be reproduced or transmitted in any form or by any means, electronic or mechanical, including photocopying and recording of any kind, for any purpose, without the express written permission of BEHRINGER Spezielle Studiotechnik GmbH. BEHRINGER® is a registered trademark. ALL RIGHTS RESERVED. © 2005 BEHRINGER Spezielle Studiotechnik GmbH, Hanns-Martin-Schleyer-Str. 36-38, 47877 Willich-Münchheide II, Germany. Tel. +49 2154 9206 0, Fax +49 2154 9206 4903